

Speech Calendar for r

..... July
Practice your word of the day
Say it in a sentence.

Monday	Tuesday	Wednesday	Thursday	Friday	Saturday	
red	room	rat	run	rack	rake	ring
real	Rick	ran	rabbit	raincoat	rowboat	writing
runway	four	fur	car	air	bear	door
Floor	your	score	her	jar	square	tear
shore	more	hair	ear	fire	sore	stair

Speech Calendar for 1

..... August


Practice your word of the day
Say it in a sentence.

Sunday	Monday	Tuesday	Wednesday	Thursday	Friday	Saturday
airplane	arrow	carrot	zero	turkey	sword	sorry
heart	girl	horse	pirate	forty	corn	iron
shirt	story	worm	orange	arm	barn	syrup
hurry	fork	beard	lizard	watermelon	celery	blueberry
hangaroo	tomorrow	gorilla	butterfly	direction	everything	terrific


R Sound Match-Ups

Instructions: Reproduce and cut out the picture pairs. Turn face down and take turns playing match.


cut along dotted lines




Rabbit




Rabbit




Rope



Rope



Wrench




Wrench




Wreath



Wreath




Horse




Horse



Bird



Bird



Lizard




Lizard




Shirt




Shirt




Jar




Jar




Pear



Pear



Feather



Feather




Tiger




Tiger


R Blend Match-Ups




Bride



Bride



Dragon




Dragon




Drawing




Drawing




Frog



Frog



Frown




Frown




Crying




Crying



Grasshopper




Grasshopper




Crown



Crown



Crocodile



Crocodile



Prize



Prize



Prince



Prince



Tree



Tree

cut along dotted lines

face down and take turns playing match.

Initial R Word List

Nouns

raft
rail
rain
rake
rash
rat
rib
rice
ring
roach
robe
rock
room
rope
rose
wreath
wrist

2+ Syllable

rabbit
raccoon
racket
radish
rainbow
rattle
relish
reptile
ribbon
robin
robot
rocket
radio
rattlesnake
rectangle
rolling pin

Verbs

race
rain
raise
reach
read
rest
ride/rode
rinse
rip
roast
rock
root
row
rub
ruin
run/ran
rush
wrap
wreck
write

2+ Syllable

react
realize
rebuild
receive
recite
recycle
refill
refuse
relax
remind
remove
repeat
replace
rescue
wreck

wrestle
wrinkle

Adjectives

raw
real
red
rich
right
rough
round
rude

2+ Syllable

rainy
rapid
recycled
red hot
relaxed
relieved
rested
restless
ridiculous
right-handed
rinsed
ripped
risky
rocky
rosy
rotten
rowdy
royal
ruby red
ruffly
ruined
rusty
wrapped
wrecked
wrinkled

Jobs


racing champ
racquetball champ
radio disc jockey
rocket man
rookie
runway guide
wrestling coach

Expressions

Ready
Really
Respect
Riddle me this
Ridiculous
Right on
Rock on
Get real
Wrap it up

Places

(skating) rink
recital hall
ranch
Redwoods
road (side)
Rocky Mountains
rodeo
room
rummage sale
wrestling ring



Raining Cats And Dogs

Instructions: Give each student a list of the words on page 170. Do not reveal the story title. Ask each student for a "word" to fill in for each space. Write the words in the spaces. Have each student practice the word given. When all the spaces have been filled, read the students their funny story. See the Introduction for other story follow-up suggestions.

Have you heard the saying, "raining cats and dogs"? What if that were "raining _____ and _____? That would be _____! You'd say, _____," if those fell on your head! And what if a ball game weren't "rained out" but _____ out instead! There'd be no point in going to the _____ then! You wouldn't get to hear the _____ yell, _____," which is the most _____ part of the game! How could you "save for a rainy day," if it was a _____ day, instead? You might as well be a _____ in the _____ and stay inside and _____. What if the last person in a pool wasn't a "rotten egg" but a "rotten _____" or a "_____ egg"? When a special person, like a _____ came to town, would they "roll out the red carpet" or would it be a "red _____"? Or would they _____ it out, instead of rolling it? This makes me scratch my _____ and say, "_____." I like our language just as it is, "right as rain."



Homework: Complete the activities checked below.

- Take a copy of this story and word list home and do another one with your homework partner.
- Say the word "raining" _____ times. What is the last person in the pool called?
- Say _____ initial R words in a sentence

Homework Partner _____

Date _____

Speech-Language Pathologist _____

**Initial
R**

The Color Red

Instructions: Give each student a list of the words on page 170. Do not reveal the story title. Ask each student for a "word" to fill in for each space. Write the words in the spaces. Have each student practice the word given. When all the spaces have been filled, read the students their funny story. See the Introduction for other story follow-up suggestions.

Think about the color red. If we didn't have red, an apple might look

_____, like (a) _____. A stoplight might not _____ and
(adjective) (noun) (verb)

the _____ wouldn't stop at a stop sign. What about Little Red Riding Hood?
(noun + s)

Can you imagine her being called Little _____ Hood? What
(adjective) (verb + ing)

would you call a raspberry if it weren't red? A _____ berry? If you saw a
(adjective)

rainbow without red over (a) _____, you might gasp, "_____" and
(place) (expression)

wonder if there is really (a) _____ at the end of it. Can you imagine
(noun)

a _____ or a _____ not wearing the color red? _____ and
(job) (job) (Noun + s)

_____ all need the color red. Would the "red, red Robin" look _____
(noun + s) (adjective)


without red? If you visited the _____ and there was no red, you might think
(place)

you were at (a) _____ instead and yell, "_____." If Aunt Rhoda says,
(place) (expression)

"_____" and embarrasses you, how could you blush without red? It's just too
(expression)

_____ to think about. So before you _____ or _____,
(adjective) (verb) (verb)

think about how important red is.



Homework: Complete the activities checked below.

- Take a copy of this story and word list home and do another one with your homework partner.
- Say the word "red" ____ times. What could a raspberry be called without red?
- Say ____ initial R words in a sentence.

Homework Partner _____

Date _____

Speech-Language Pathologist _____

**Initial
R**

Initial R Blends Word List

Nouns

braid
brain
brakes
branch
brush
crab
crib
crown
dress
drum
frog
fruit
grapes
grass
gravy
prize
prune
shrimp
strings
thread
throne
train

2+ Syllable

bracket
cricket
crocodile
dragon
freckle
frisbee
groundhog
pretzel
tricycle
trampoline

Verbs

break
breathe
bring
broil
cry
cross
drag
draw
dream
drink
freeze
fry
grab
grin
growl
press
print
prowl
shrink
scrape
spray
spread
stretch
trace
train

2+ Syllable

practice
predict
promise
produce
protect
scramble
scribble
sprinkle

Adjectives

brave
bright
brown
cracked
crisp
dry
free
fried
fresh
gray
great
green
proud
straight
strange
straw
strict
striped
strong

2+ Syllable

brainy
breakable
broiled
crazy
creepy
droopy
freaky
friendly
pretty
prickly
tricky
greasy
grouchy
scratchy
stretchy

Jobs

crossing guard
drama coach
president
prince
principal
track coach
traffic cop
trash man
tribal chief

Expressions

Bravo
Drop kick
Oh brother
Freeze
Groan
Gross
No problem
Presto
Strike
True

Places


bridge
brook
crater
creek
crosswalk
grove
stream
street
track
thrift shop



Happy Dog Food

Instructions: Give each student a list of the words on page 188. Do not reveal the story title. Ask each student for a “word” to fill in for each space. Write the words in the spaces. Have each student practice the word given. When all the spaces have been filled, read the students their funny story. See the Introduction for other story follow-up suggestions.

Happy Dog Food, named after my dog, Frisky, will make your dog feel _____! When Frisky eats this, he can _____ all day. He plays with his _____ toy and is the most _____ dog you’ve ever seen! He hasn’t always been like this. My friends would say, “_____ that dog is _____.” He would just _____ all day. He wouldn’t play with his _____ or chase his _____. Even the _____ would notice and remark, “_____.” I couldn’t take him to the _____ or the _____. He was just _____. Then, I created this dog food and now the _____ sees him at the _____ and says, “_____.” If I throw his _____, he can _____ it better! If I tell him “_____,” he’ll bring me my _____. When we visit the _____, I can hardly get him to leave! So remember, this _____ dog food, in the bag with the _____ on it. Your dog will be so happy, he’ll bark as if to say “_____.”



Homework: Complete the activities checked below.

- Take a copy of this story and word list home and do another one with your homework partner.
- Say the word “Frisky” _____ times. What picture is on the bag?
- Say _____ initial R blend words in a sentence.

Homework Partner _____

Date _____

Speech-Language Pathologist _____

**Initial R
Blends**

Find these "R" words
Practice each

Words To
Find:

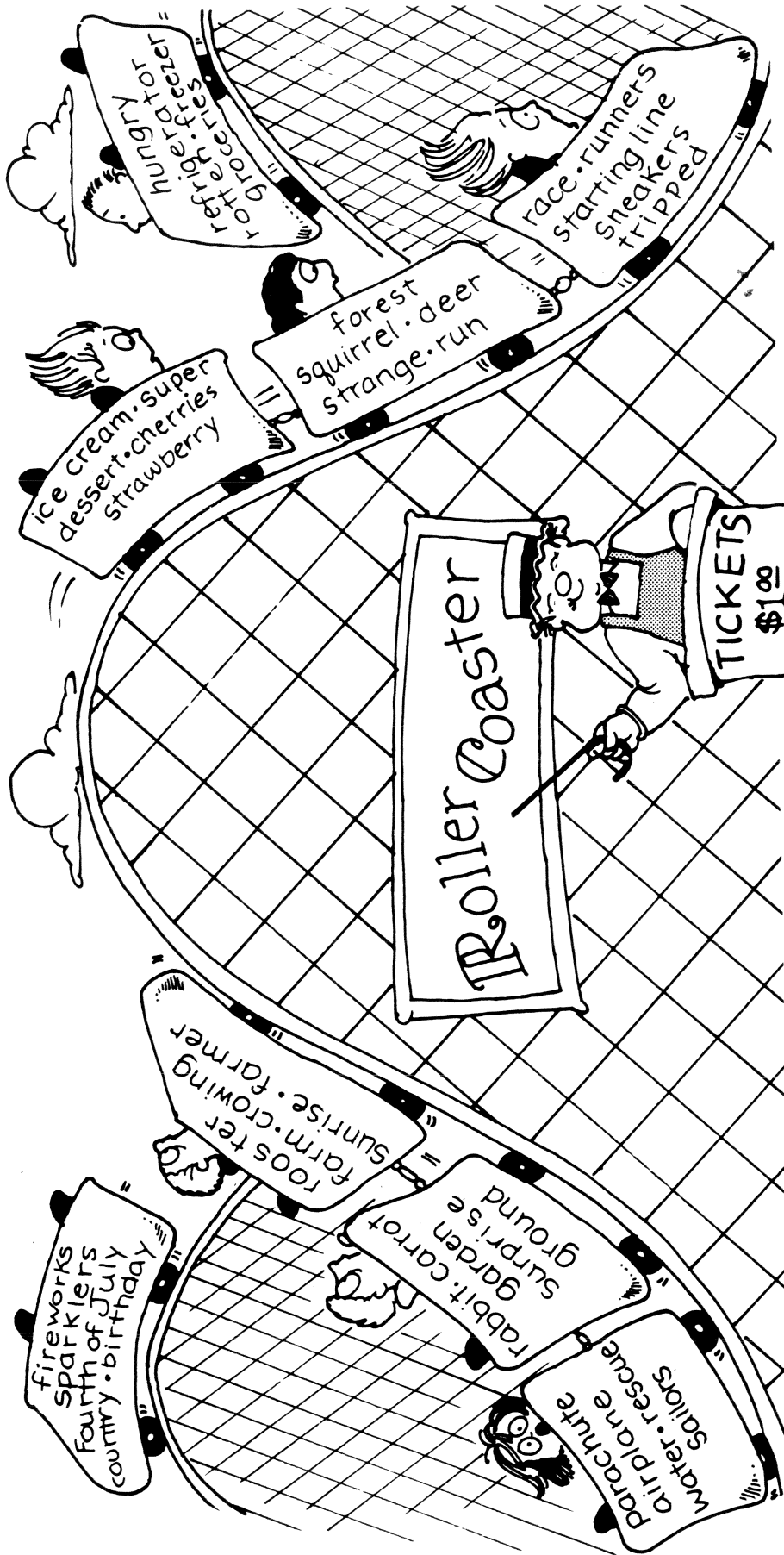
CAR
CARROTS
CHAIR
CHERRIES
EAR
FIRE
FLOWER
MIRROR
PARROT
PEAR
RAIN
RAT
RICE
RING
ROCKS
ROSE
SQUIRREL

J	I	A	Y	G	W	M	W	L	I	S	D	E	Z	T
U	E	J	U	G	F	G	X	U	T	O	V	M	N	I
R	G	R	A	E	P	G	E	Y	T	Y	Y	Y	D	D
Z	I	T	C	A	R	R	O	T	S	E	G	M	M	X
L	J	A	R	H	A	Q	J	T	F	N	G	R	C	B
G	G	R	H	U	E	I	A	I	I	K	O	F	A	V
Z	O	S	K	C	O	R	R	A	G	R	N	P	G	W
T	T	Z	L	J	I	E	R	M	R	O	B	J	O	L
S	W	J	S	N	W	O	J	I	I	P	T	F	B	A
P	N	O	G	O	S	B	M	O	E	I	Q	F	N	Q
P	F	X	L	E	R	R	I	U	Q	S	X	O	Y	A
V	P	F	Y	W	I	B	C	Q	N	F	X	G	P	X
W	T	I	Y	C	O	R	S	F	T	M	W	T	D	M
Y	S	R	E	H	O	R	H	N	V	J	F	D	J	Z
Q	X	E	N	H	U	V	E	R	E	B	K	S	X	M

Coasting into Good Speech

Name _____

Look at the set of words inside each roller-coaster car. Make up a different short story for each set. Be sure to use your good r sound.



Talk about your favorite ride at an amusement park.

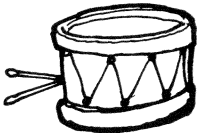


















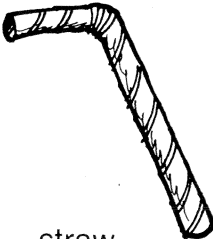
Practice Partner: _____ Date: _____

/ r /

Lots of R Blends

Name _____

- Listen for the "r" sound in each word.
- Circle the "r blend" in each word.
- Name each picture using a good "r" sound.
- Which things can be brown?
- Which things can be green?
- Which things are living?



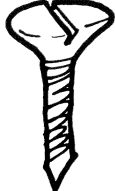

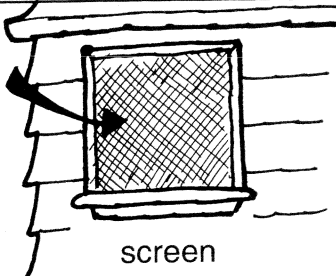







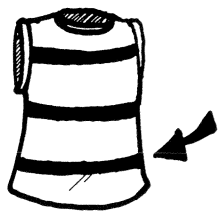



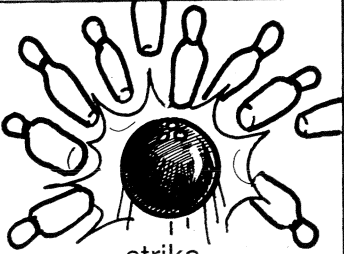



			
drum	dress	grapes	grass
			
truck	tree	crab	crow
			
bread	branch	prize	prince
			
frog	fruit	three	throw
			
shrimp	screw	spring	straw

Scr, Spr, and Str Words

Name _____

- Listen for the "r" sound in each word.
- Circle the "r blend" in each word you hear.
- Name each picture using a good "r" sound.

- Which words start with the "scr" sound?
- Which words start with the "spr" sound?
- Which words start with the "str" sound?

















 scratch	 scream	 screw	 scrub
 screen	 sprout	 spread	 spray
 spring	 straight	 straw	 stream
 stripe	 string	 strong	 street
 strike	 scribble	 scrapbook	 sprinkle

Thr and Shr Words

Name _____

- Listen for the "r" sound in each word.
- Circle the "r blend" in each word you hear.
- Name each picture using a good "r" sound.


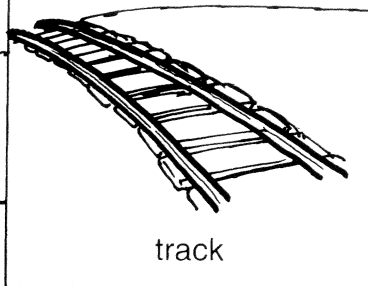



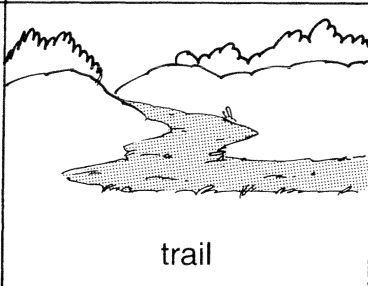
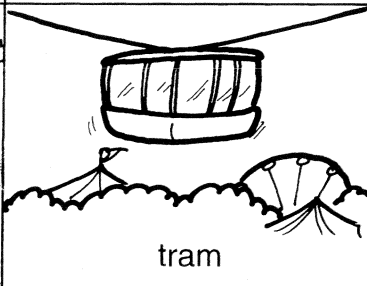
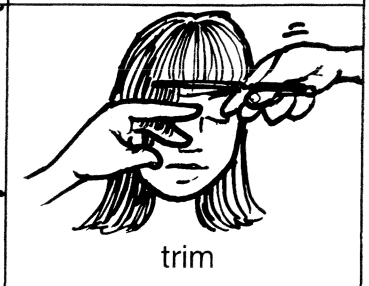
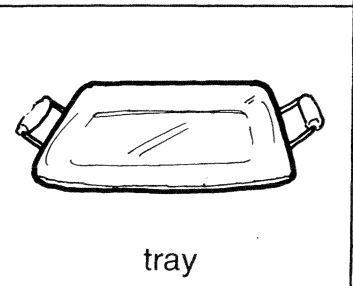
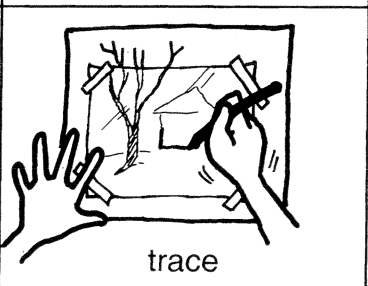

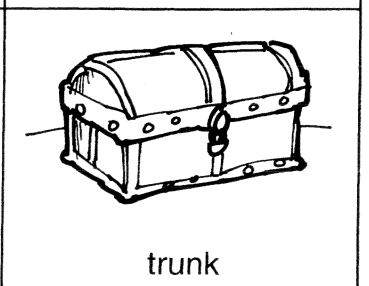








- Which words start with the "thr" sound?
- Which words start with the "shr" sound?
- Which pictures show action?

 <p>thread</p>	 <p>three</p>	 <p>throw</p>	 <p>threw</p>
 <p>thrill</p>	 <p>through</p>	 <p>throne</p>	 <p>threat</p>
 <p>throat</p>	 <p>throb</p>	 <p>thrive</p>	 <p>shrimp</p>
 <p>shrank</p>	 <p>shrub</p>	 <p>shred</p>	 <p>shrug</p>

Tr Words

Name _____

- Listen for the "r" sound in each word.
- Circle the "tr" in each word you hear.
- Name each picture using a good "r" sound.
- Which words have to do with travel?
- Name five pictures you could trace.
- Tell which things you've ridden on.













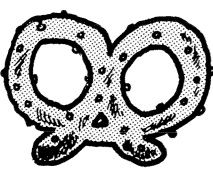
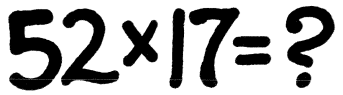

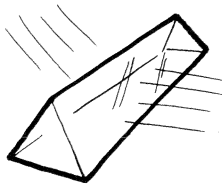




 train	 track	 trick	 treats
 truck	 trail	 tram	 trim
 tray	 trace	 tree	 trunk
 trip	 travel	 trolley	 trophy
 traffic	 Tracey	 triplets	 tricycle

Pr Words

Name _____

- Listen for the "r" sound in each word.
- Circle the "pr" in each word you hear.
- Name each picture using a good "r" sound.

- Which pictures are people?
- Which words have three syllables?
- Which are your five favorite pictures?








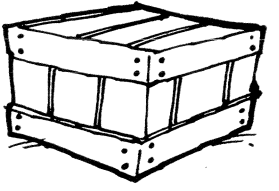





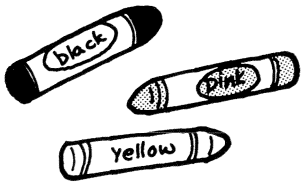




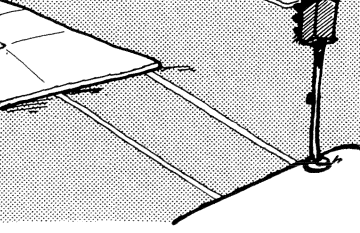

 <p>price</p>	 <p>proud</p>	 <p>prince</p>	 <p>press</p>
 <p>prize</p>	 <p>prune</p>	 <p>print</p>	 <p>props</p>
 <p>princess</p>	 <p>preschool</p>	 <p>prison</p>	 <p>present</p>
 <p>pretzel</p>	 <p>problem</p>	 <p>private</p>	 <p>prism</p>
 <p>practice</p>	 <p>principal</p>	 <p>president</p>	 <p>praying mantis</p>

Cr Words

Name _____

- Listen for the "r" sound in each word.
- Circle the "cr" in each word you hear.
- Name each picture using a good "r" sound.

- Which things have to do with a baby?
- Which things could you draw?
- Which things do you find outside?



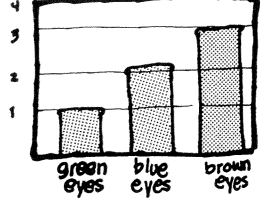





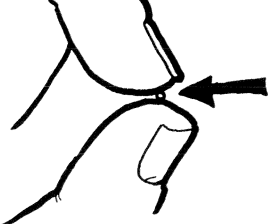










 <p>crane</p>	 <p>crab</p>	 <p>creek</p>	 <p>cry</p>
 <p>crib</p>	 <p>crutch</p>	 <p>crash</p>	 <p>crate</p>
 <p>crack</p>	 <p>crush</p>	 <p>crawl</p>	 <p>crown</p>
 <p>crouch</p>	 <p>crayons</p>	 <p>cricket</p>	 <p>cradle</p>
 <p>croutons</p>	 <p>crooked</p>	 <p>crosswalk</p>	 <p>crescent</p>

Gr Words

Name _____

- Listen for the "r" sound in each word.
- Circle "gr" in each word you hear.
- Name each picture using a good "r" sound.










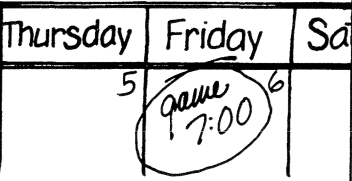





- Which things grow?
- Which ones can be green?
- Which ones can grin?

<table border="1"> <thead> <tr> <th></th> <th>GRADE</th> </tr> </thead> <tbody> <tr> <td>MATH</td> <td>A</td> </tr> <tr> <td>SPELLING</td> <td>B+</td> </tr> <tr> <td>SCIENCE</td> <td>B</td> </tr> <tr> <td>SOCIAL STUDIES</td> <td>A</td> </tr> <tr> <td>LANGUAGE ARTS</td> <td>B-</td> </tr> </tbody> </table> <p>grades</p>		GRADE	MATH	A	SPELLING	B+	SCIENCE	B	SOCIAL STUDIES	A	LANGUAGE ARTS	B-	 <p>great</p>	 <p>green</p>	 <p>graph</p>
	GRADE														
MATH	A														
SPELLING	B+														
SCIENCE	B														
SOCIAL STUDIES	A														
LANGUAGE ARTS	B-														
 <p>grin</p>	 <p>grapes</p>	 <p>group</p>	 <p>grill</p>												
 <p>grass</p>	 <p>grain</p>	 <p>groom</p>	 <p>Greg</p>												
 <p>gray</p>	 <p>grandpa</p>	 <p>grandma</p>	 <p>groundhog</p>												
 <p>grown-up</p>	 <p>grandstand</p>	 <p>greasy</p>	 <p>greenhouse</p>												

Fr Words

Name _____

- Listen for the "r" sound in each word.
- Circle the "fr" in each word you hear.
- Name each picture using a good "r" sound.
- Which pictures show people?
- Which ones show what you can do with food?
- Which words have two syllables?












 <p>frame</p>	 <p>fruit</p>	 <p>frost</p>	 <p>fry</p>
 <p>fresh</p>	 <p>free</p>	 <p>Fred</p>	 <p>freeze</p>
 <p>friends</p>	 <p>frog</p>	 <p>front</p>	 <p>frown</p>
 <p>Friday</p>	 <p>fraction</p>	 <p>fragile</p>	 <p>freckles</p>
 <p>Frisbee</p>	 <p>freeway</p>	 <p>fruit juice</p>	 <p>frying pan</p>

Dr Words

Name _____

- Listen for the "r" sound in each word.
- Circle the "dr" in each word you hear.
- Name each picture using a good "r" sound.

- Which pictures show action?
- Which pictures have to do with water?
- Which words have two syllables?








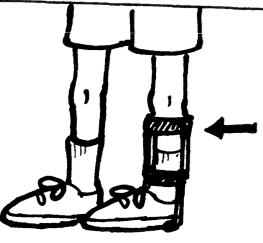









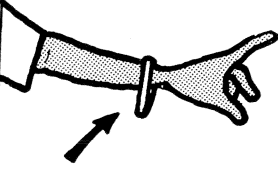


 <p>drain</p>	 <p>drink</p>	 <p>dream</p>	 <p>dress</p>
 <p>drill</p>	 <p>drag</p>	 <p>drip</p>	 <p>drop</p>
 <p>drive</p>	 <p>drum</p>	 <p>drool</p>	 <p>drapes</p>
 <p>draw</p>	 <p>dry</p>	 <p>dragon</p>	 <p>drizzle</p>
 <p>drumstick</p>	 <p>drama</p>	 <p>driveway</p>	 <p>dribble</p>

Br Words

Name _____

- Listen for the "r" sound in each word.
- Circle the "br" in each word you hear.
- Name each picture using a good "r" sound.



- Which pictures show something you can eat?
- Which things can be brown?
- Which ones do you have?

 <p>break</p>	 <p>bread</p>	 <p>brain</p>	 <p>bride</p>
 <p>brick</p>	 <p>braid</p>	 <p>broom</p>	 <p>brace</p>
 <p>brown</p>	 <p>bridge</p>	 <p>branch</p>	 <p>brush</p>
 <p>broil</p>	 <p>bright</p>	 <p>brand-new</p>	 <p>braces</p>
 <p>breakfast</p>	 <p>bracelet</p>	 <p>Brownie</p>	 <p>broccoli</p>


Beginning with R

Name _____



Use a good "r" sound as you complete each phrase.





read a _____



write a _____



a red _____



a round _____



a _____ race



a row of _____

- Which of these phrases describe how something looks?
- Name three other words to finish each phrase.
- Use each phrase in two sentences.

Phrases and Sentences

Helper _____

R Crossword Fun

Directions: Read/say aloud each R photo-word below. Use the words and the clues to complete the crossword puzzle. Then, follow the directions checked (✓) below.

- Word:** Say each R photo-word using your good R sound.
- Phrase:** Say each R photo-word in the phrase “__ across/down.”
- Sentence:** Say each R photo-word in the sentence “My answer is __.”

earth

carrot

shamrock

squirrel

mushrooms

marbles

Down

Across

- | | |
|-----------------------------------|-------------------------|
| 1. A planet. | 2. A game. |
| 2. You may like these on a pizza. | 4. A nut eater. |
| 3. A four leaf clover. | 5. An orange vegetable. |

Name _____

Homework Helper _____




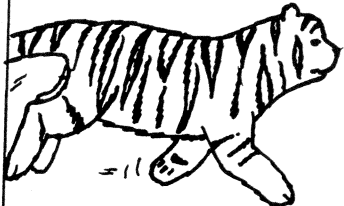

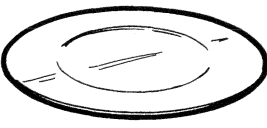






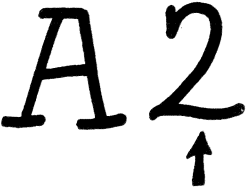



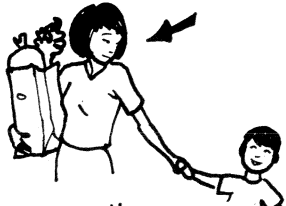



Date _____

Medial R

R Is Last


Name _____

- Listen for the "r" sound in each word.
- Circle the "r" in each word you hear.
- Name each picture using a good "r" sound.
- Which things are alive?
- Which things are smaller than a dryer?


 <p>batter</p>	 <p>kicker</p>	 <p>spider</p>	 <p>tiger</p>
 <p>finger</p>	 <p>saucer</p>	 <p>buzzer</p>	 <p>washer</p>
 <p>pitcher</p>	 <p>soldier</p>	 <p>measure</p>	 <p>diaper</p>
 <p>number</p>	 <p>winner</p>	 <p>panther</p>	 <p>father</p>
 <p>mother</p>	 <p>dollar</p>	 <p>flower</p>	 <p>teacher</p>

Final R Words: Unstressed Er

Helper _____



Look out for the bats in the belfry!
Color the bats black if they end with
the **R** sound. Say them out loud.



Name _____

Date _____



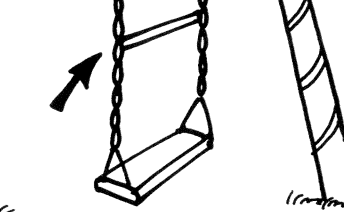



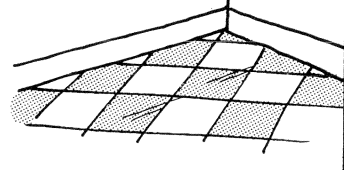


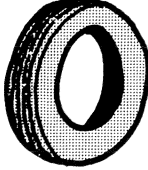



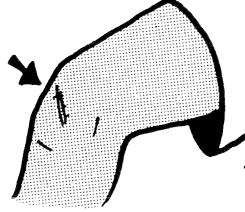






Sound: R (final position)

Ending with R

Name _____

- Listen for the "r" sound in each word.
- Circle the "r" in each word you hear.
- Name each picture using a good "r" sound.

- Which words tell where something is?
- Which pictures are shapes?
- Which ones are animals?

 <p>fair</p>	 <p>purr</p>	 <p>bar</p>	 <p>deer</p>
 <p>bear</p>	 <p>square</p>	 <p>floor</p>	 <p>star</p>
 <p>fire</p>	 <p>tire</p>	 <p>door</p>	 <p>sore</p>
 <p>four</p>	 <p>scar</p>	 <p>pour</p>	 <p>score</p>
 <p>hair</p>	 <p>ear</p>	 <p>stir</p>	 <p>tear</p>


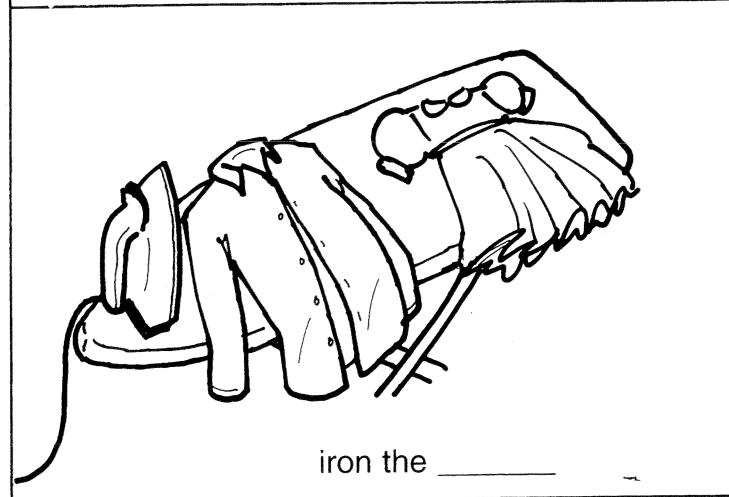




Final R Words: One Syllable

Helper _____

The Middle R

Name _____

Use a good "r" sound as you complete each phrase.



- Which phrases describe objects or animals?
- Name three other words to finish each phrase.
- Use each phrase in two sentences.

Phrases and Sentences

Helper _____

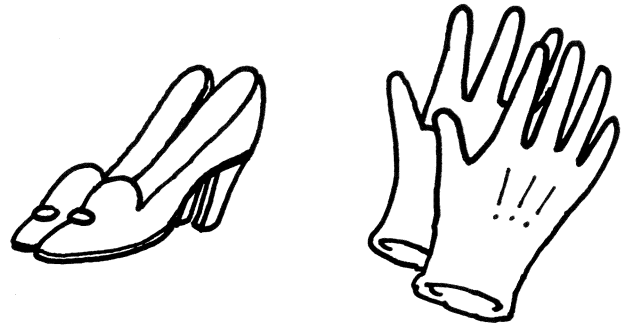
Ending with R

Name _____

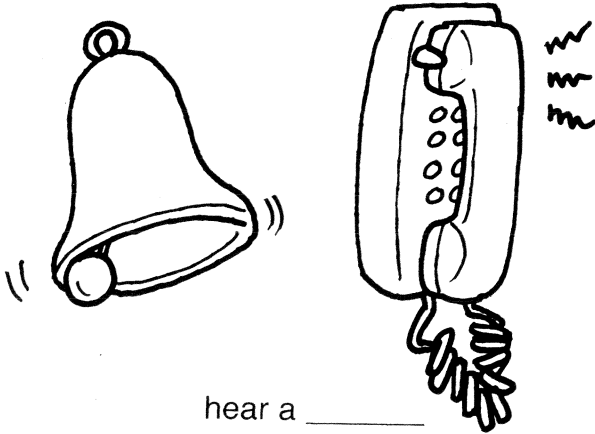
Use a good "r" sound as you complete each phrase.




her _____



a pair of _____





hear a _____



in the _____ store



a jar of _____



the color _____

- Which pairs are you wearing?
- Name three other words to finish each phrase.
- Use each phrase in two sentences.

Phrases and Sentences

Helper _____