

Speech Calendar for sh/ch

.....
kind

Practice your word of the day
 Say it in a sentence.

Sunday	Monday	Tuesday	Wednesday	Thursday	Friday	Saturday
chef chain	shirt chair	shell chess	shadow chest	shop charm	shrimp child	shy chick
short chase	ship check	show chin	sheep cheese	shovel cherries	shower champion	sugar chop
share cheeseburger	shamrock chicken	shoelace cheesecake	shaving chewing	shin chili	shore channel	shook church
nutshell beach ball	usher catcher	workshop grandchild	washcloth hatching	fishing inches	bushes highchair	dishes ketchup
flashlight key chain	clamshell lunchbox	lotion marching	milkshake touchdown	ocean itching	slingshot signature	addition peaches

Speech Calendar for sh/ch


..... August

Practice your word of the day
Say it in a sentence.


unday	Monday	Tuesday	Wednesday	Thursday	Friday	Saturday
windshield	toothbrushes	directions	Sunshine	tissue	washer	fire station
picture	statue	teacher	potato chip	reaching	witches	creature
rush	cash	dish	fish	leash	push	rash
bench	beach	branch	march	lunch	crutch	fetch
splash	trash	catfish	wish	finish	toothbrush	radish
bunch	catch	coach	couch	ditch	pitch	scratch
polish	licorice	fresh	rush	slush	mash	dash
touch	teach	watch	bleach	switch	wrench	witch
crash	hush	bush	plush	gush	clash	flash
sandwich	munch	ouch	spinach	stitch	ostrich	sketch

CH Sound Match-Ups

cut along dotted lines



Cheese



Cheese



Cheerleader




Cheerleader




Chief




Chief



Cheeseburger



Cheeseburger



Catcher



Catcher



Crutches




Crutches




Touchdown




Touchdown




Witches



Witches



Hatch




Hatch




Fetch



Fetch



Watch



Watch



Scratch



Scratch

Instructions: Reproduce and cut out the picture pairs. Turn face down and take turns playing match.

ch

Friction Release. Tongue tip is up, touching ridge behind teeth for /t/, moving backward toward palate for sh, ch = t + sh; air is initially stopped, then released through restricted area between the tongue and palate, causing buzzing vibration or friction sound; unvoiced (no vibration of vocal cords).

Initial

chain	cheese	child	choke	chew	church
chase	cheat	chime	chose	choose	chirp
chair	cheap	china	chosen	chewy	churn
change	cheek	Chinese		choo	
chamber	chief				charm
	cheer	chick	chop	chug	chart
chat		chill		chum	charge
chance	cherry	children	chocolate	chuck	charcoal
channel	cherub	chilly/chile	chalk	chuckle	charming
chapped	chest	chisel		chunk	
champion	check	chip		chubby	chore
chapel	chess	chin			
chapter	checkers	chimney			choice
challenge	checkmark	chips			
	chestnut	chipmunk			chow
	checkered	chimp			chowder

Middle

teacher	preacher	witches	duchess	stretcher	kerchief
peaches	crutches	ketchup	patches	watching	wheelchair
highchair	touching	bachelor	matches	rancher	
catcher	butcher	pitcher	hitchhike	enchanted	
kitchen	hatchet	purchase	handkerchief	archery	

Final

patch	beach	itch	coach	mooch	arch
scratch	each	rich		pooch	march
snatch	reach	witch			starch
batch	teach	pitch	scotch	touch	parch
hatch	peach	ditch	notch	hutch	
latch	speech	switch	hopscotch	much	perch
match	preach	twitch		crutch	church
catch	bleach	stitch	watch	such	search
		ostrich			
	sketch	sandwich		ouch	porch
	etch	hitch		couch	torch
	fetch			pouch	scorch
	stretch			crouch	
bench	pinch	lunch	ranch	belch	
wrench	cinch	bunch	branch	welch	
drench	inch	munch			
clench	clinch	punch		gulch	
wench		hunch			
French		crunch			
trench					

Find these "ch" words
and practice !!
😊


Words To Find:

BENCH
CHAIN
CHEEKS
CHICK
CHIMNEY
CHIN
CHIPS
CHURCH
COUCH
HIGHCHAIR
MATCHES
PEACH
PEACHES
TEACHER
WATCHES
WITCHES

D	R	D	P	P	I	I	N	B	H	X	I	C	P	I
F	X	L	S	S	Q	J	Q	S	M	C	Y	O	C	H
H	C	F	B	K	E	Y	S	A	P	P	N	R	Q	U
Z	C	U	H	W	B	H	C	E	N	I	K	E	N	T
V	Q	U	N	I	A	H	C	I	H	C	H	H	B	Y
Z	K	A	O	T	G	T	H	T	I	C	U	C	L	H
F	K	Z	T	C	L	H	C	H	A	M	A	A	Q	G
K	W	F	H	H	H	T	C	H	I	M	N	E	Y	J
Q	X	I	H	E	C	H	H	H	E	H	V	T	P	A
G	N	R	L	S	E	E	U	C	A	S	C	E	E	M
E	F	E	C	E	E	X	R	Q	U	I	C	F	A	K
R	R	F	K	T	O	W	C	E	C	H	R	Y	C	C
X	J	S	Q	J	Q	S	H	J	J	W	D	J	H	H
O	Q	V	W	C	V	A	P	B	J	I	J	W	Y	P
J	T	D	D	I	A	P	V	I	F	G	T	Q	Q	J

Chow and Tell

Directions: Roll the die and find a space with that number. Say the word and color in that part. Continue until all numbered spaces have been colored. If you roll the same number more than two times, say the two words in those parts and color in an X space.



Homework: Complete the activities checked below.

- Take a copy home and play or continue play on this page.
- Say each CH word ___ times on ___ different days.
- _____

Homework Partner



Date

Speech-Language Pathologist

**Initial CH
Word**

It's Your Choice

Directions: You will need a copy of this picture and a die. If you roll an even number, name something at the Chuck Wagon. If you roll an odd number, name something at the Cherryville Zoo. Color it. Use your good CH sound. If you roll a number and have no move, say a word again and draw a leaf on a tree. After five leaves, you may take an extra turn. Whoever colors all objects wins!



Homework: Complete the activities checked below.

- Name the things at the Chuck Wagon. Name the things at the zoo (or take a blank copy home and play with your partner).
- Say each CH word ___ times on ___ different days.
- _____

Homework Partner _____

Date _____

Speech-Language Pathologist _____

**Initial CH
Word**

Riddle Challenge

Directions: Practice reading the phrases on the right. Write the answer on the line next to the riddle after your teacher reads it. Say the correct answer.



a. **charge** the meal 1. What do you put a short necklace on? _____


b. **choose** a book 2. What kind of chair listens to rock music? _____



c. up the **chimney** 3. What do you do if you land on CHANCE in Monopoly? _____

d. a pointy **chin** 4. What should you do if the meal starts to charge at YOU? _____

e. a scrawny **chicken** 5. What kind of chin does a witch have in books? _____




f. a rocking **chair** 6. What do you do in the library? _____

g. **chunky cherry** pie 7. What do cello players do? _____




h. a happy **childhood** 8. What do chunky cherries want to be? _____

i. happy **cheerleaders** 9. What falls from a hard chestnut tree? _____



j. a fat **chipmunk** 10. What do you call a chicken who doesn't eat? _____

k. a long **chain** 11. What do happy children have? _____



l. **cheese**, please 12. Where do you want smoke to go? _____

m. a hard **chestnut** 13. What does a skinny chipmunk want to be? _____

n. take a **chance!** 14. What does a polite mouse say? _____

o. play the **cello** 15. Who leads happy cheers? _____

Homework: Complete the activities checked below.

Review the "riddle challenge" activity with a partner. (See if they can guess, then tell them the answer!)

Say each phrase _____ times on _____ different days.

Homework Partner _____

Date _____


Speech-Language Pathologist _____

**Initial CH
Phrase**


SH Sound Match-Ups

Instructions: Reproduce and cut out the picture pairs. Turn face down and take turns playing match.

cut along dotted lines



Sheep




Sheep




Chef




Chef




Shapes




Shapes




Shirt



Shirt



Dishes




Dishes




Fishing




Fishing




Slingshot




Slingshot




Pushing



Pushing



Catfish




Catfish




Wash



Wash




Sash



Sash



Wish



Wish

sh

Airflow Friction. The front of the tongue moves up toward the palate; the sides of the tongue move to the sides of the mouth or palate; air flows through the restricted area between tongue and palate, causing buzzing vibration or friction sound; unvoiced (no vibration of vocal cords).

Initial

shake	she	shy	show	shoe	sharp
shape	sheet	shine	shoulder	shoot	shark
shave	sheep	shiny	chauffeur	chute	
shade	sheer/shear				shirt
shame	sheik			should	sherbet
shaker	shield			sugar	
shaver	sheen			shook	share
					sherry
shallow	shed	ship	shop	shut	sheriff
shadow	shepherd	shift	shock	shovel	
shack	shell	shiver	shot	shudder	short
shaggy	shelf	shingle	shopping	shuffle	shore
shall				shuttle	
shampoo				shutter	
shamrock				shove	
shall				shun	
champagne					
shatter				shower	
chandelier				shout	
chaperone					
shabby					

Middle

brushes	machine	patient	cushion	magician	mission
pushing	vacation	musician	cashier	information	fisherman
washing	motion	pressure	concentration	dictionary	addition
ocean	bishop	lotion	subtraction	ashes	dishes
Russian	commercial	traction	marshmallow	mushy	recreation
fishing	fraction	flashlight	washer	kosher	crashes
action	mushroom	delicious	discussion	nation	attention
wishbone	tissue	caution	seashore	special	
fashion	station	parachute	precious	bushy	

Final

cash	leash	wish	wash	brush	marsh
mash		dish	squash	hush	
hash	mesh	fish		mush	Welsh
splash	fresh	finish	push	blush	
crash		swish	bush	rush	
ash		foolish		crush	
trash		polish		slush	
dash		relish		gush	
rash		vanish		thrush	
flash		Spanish			
gash		English			


Find these "sh" words.

Practice!

Words To Find:	J Y B R U S H L F S C B T T W
BRUSH	S E U S S I T R A S H H M A X
BUSHES	P H S S B M H S T R O H S X N
DISHES	D P H T R D G Q G X D H H C Z
FISH	C R E Y T G I E Y E I Q E Y S
FISHERMAN	D T S J P V L N O N S W L D F
FLASHLIGHT	D X O N B Z H H G O H M L L K
LEASH	J Q P E E H S M X H E N S T R
RASH	R Y I L C H A B W A S I F V P
SHARK	O I F J I C L E A S H B U D M
SHEEP	D F C R H U F I S H E R M A N
SHELLS	W P T I G V A H I H D Q A L I
SHIRT	O D N R N V G W J L A P P S I
SHOE	X E R M C A X V Q R Y R F A H
SHORTS	Z Y A S D X V N G H Z H K N H
TISSUES	
TRASH	
WASHINGMACHINE	

Bo Peep's Sheep

Directions: Roll the die and find a space with that number. Say the word and color in that part. Continue until all numbered spaces have been colored. If you roll the same number more than two times, say the two words in those spaces and color in an X space.



Homework: Complete the activities checked below.

- Take a copy home and play or continue play on this page.
- Say each beginning SH word ___ times on ___ different days.
- _____

Homework Partner

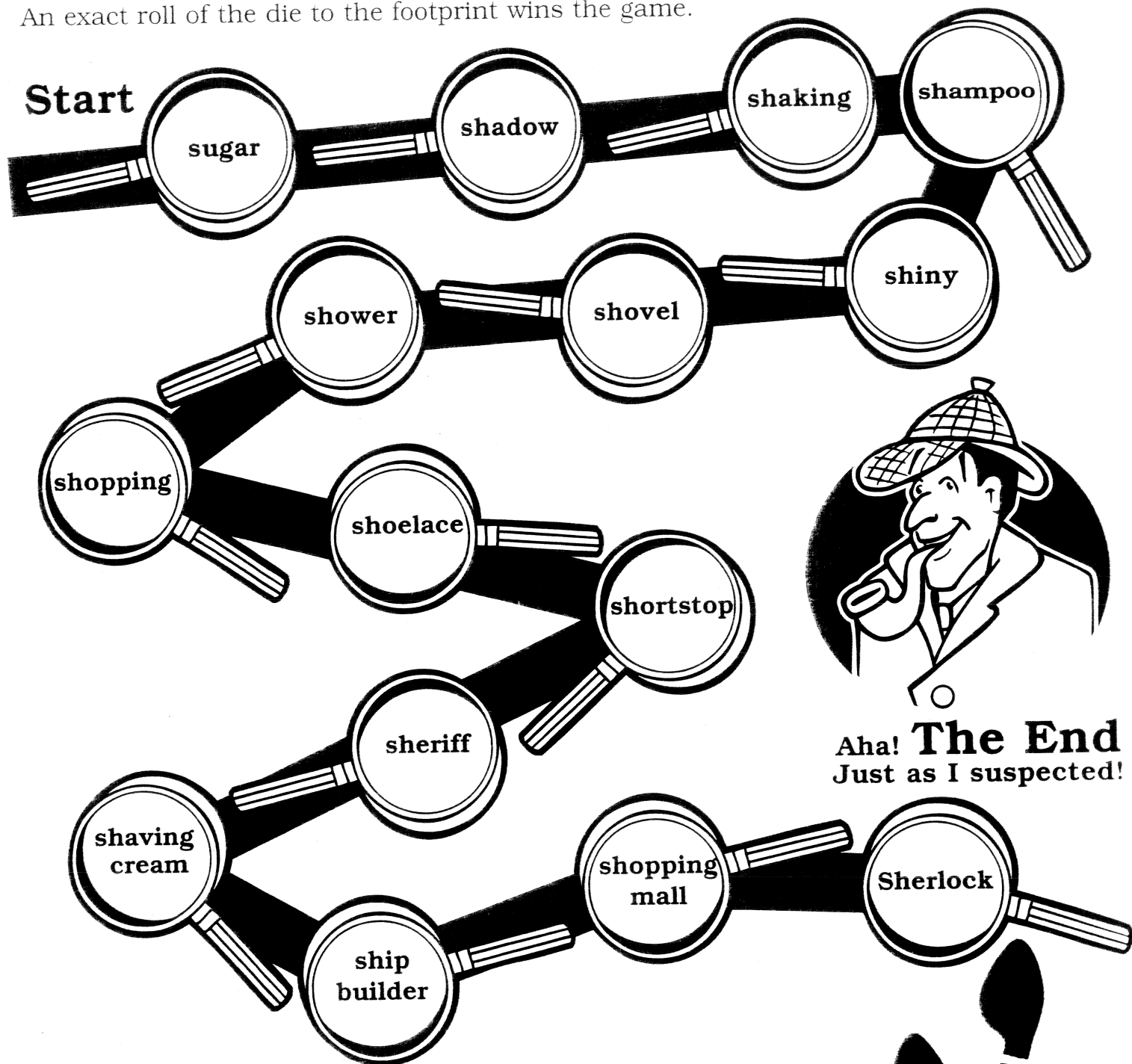
Date

Speech-Language Pathologist

**Initial SH
Word**

Sherlock's Clues

Directions: Help Sherlock find his clues. Make a copy for each player. Each player rolls a die and advances that number of spaces, saying each word as he/she moves. An exact roll of the die to the footprint wins the game.



Homework: Complete the activities checked below.

- Play the game at home. Play it backwards!
- Say each beginning SH word ___ times on ___ different days.
- _____

Homework Partner _____



Date _____

Speech-Language Pathologist _____

**Initial SH
Word**

Shore vs. Shopping

Directions: Give a copy to each player. Roll the die. If you roll an even number point to an object at the shore and say "at the shore." If you roll an odd number, point to something at the shopping mall and say "at the shopping mall." Color in the item. Use your good SH sound. Game ends when all items are colored in.



Homework: Complete the activities checked below.

- Point to an item and tell if it's at the shore or at the shopping mall.
- Would you rather be at the shore or the shopping mall? Why?
- _____

Homework Partner _____

Date _____


Speech-Language Pathologist _____

**Initial SH
Phrase**


SH Sound Match-Ups

Instructions: Reproduce and cut out the picture pairs. Turn face down and take turns playing match.

cut along dotted lines



Sheep




Sheep




Chef




Chef




Shapes




Shapes




Shirt



Shirt



Dishes




Dishes




Fishing




Fishing




Slingshot




Slingshot




Pushing



Pushing



Catfish




Catfish




Wash



Wash



Sash



Sash



Wish



Wish

sh

Airflow Friction. The front of the tongue moves up toward the palate; the sides of the tongue move to the sides of the mouth or palate; air flows through the restricted area between tongue and palate, causing buzzing vibration or friction sound; unvoiced (no vibration of vocal cords).

Initial

shake	she	shy	show	shoe	sharp
shape	sheet	shine	shoulder	shoot	shark
shave	sheep	shiny	chauffeur	chute	
shade	sheer/shear				shirt
shame	sheik			should	sherbet
shaker	shield			sugar	
shaver	sheen			shook	share
					sherry
shallow	shed	ship	shop	shut	sheriff
shadow	shepherd	shift	shock	shovel	
shack	shell	shiver	shot	shudder	
shaggy	shelf	shingle	shopping	shuffle	short
shall				shuttle	shore
shampoo				shutter	
shamrock				shove	
shall				shun	
champagne					
shatter				shower	
chandelier				shout	
chaperone					
shabby					

Middle

brushes	machine	patient	cushion	magician	mission
pushing	vacation	musician	cashier	information	fisherman
washing	motion	pressure	concentration	dictionary	addition
ocean	bishop	lotion	subtraction	ashes	dishes
Russian	commercial	traction	marshmallow	mushy	recreation
fishing	fraction	flashlight	washer	kosher	crashes
action	mushroom	delicious	discussion	nation	attention
wishbone	tissue	caution	seashore	special	
fashion	station	parachute	precious	bushy	

Final

cash	leash	wish	wash	brush	marsh
mash		dish	squash	hush	
hash	mesh	fish		mush	Welsh
splash	fresh	finish	push	blush	
crash		swish	bush	rush	
ash		foolish		crush	
trash		polish		slush	
dash		relish		gush	
rash		vanish		thrush	
flash		Spanish			
gash		English			

Find these "sh" words.

Practice!


Words To Find:

BRUSH
BUSHES
DISHES
FISH
FISHERMAN
FLASHLIGHT
LEASH
RASH
SHARK
SHEEP
SHELLS
SHIRT
SHOE
SHORTS
TISSUES
TRASH
WASHINGMACHINE

J	Y	B	R	U	S	H	L	F	S	C	B	T	T	W
S	E	U	S	S	I	T	R	A	S	H	H	M	A	X
P	H	S	S	B	M	H	S	T	R	O	H	S	X	N
D	P	H	T	R	D	G	Q	G	X	D	H	H	C	Z
C	R	E	Y	T	G	I	E	Y	E	I	Q	E	Y	S
D	T	S	J	P	V	L	N	O	N	S	W	L	D	F
D	X	O	N	B	Z	H	H	G	O	H	M	L	L	K
J	Q	P	E	E	H	S	M	X	H	E	N	S	T	R
R	Y	I	L	C	H	A	B	W	A	S	I	F	V	P
O	I	F	J	I	C	L	E	A	S	H	B	U	D	M
D	F	C	R	H	U	F	I	S	H	E	R	M	A	N
W	P	T	I	G	V	A	H	I	H	D	Q	A	L	I
O	D	N	R	N	V	G	W	J	L	A	P	P	S	I
X	E	R	M	C	A	X	V	Q	R	Y	R	F	A	H
Z	Y	A	S	D	X	V	N	G	H	Z	H	K	N	H

Bo Peep's Sheep

Directions: Roll the die and find a space with that number. Say the word and color in that part. Continue until all numbered spaces have been colored. If you roll the same number more than two times, say the two words in those spaces and color in an X space.



Homework: Complete the activities checked below.

- Take a copy home and play or continue play on this page.
- Say each beginning SH word ___ times on ___ different days.
- _____

Homework Partner _____

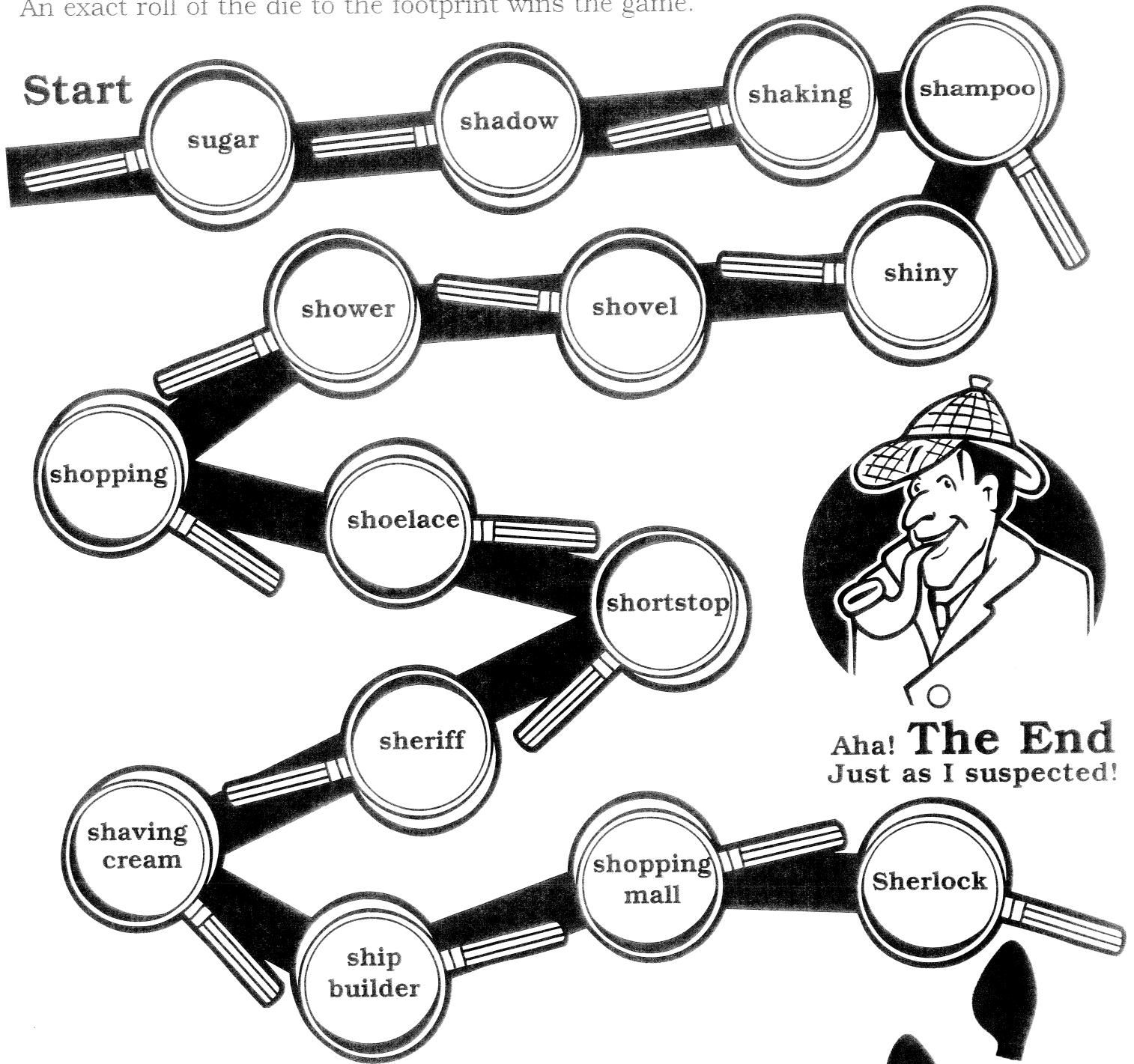
Date _____

Speech-Language Pathologist _____

**Initial SH
Word**

Sherlock's Clues

Directions: Help Sherlock find his clues. Make a copy for each player. Each player rolls a die and advances that number of spaces, saying each word as he/she moves. An exact roll of the die to the footprint wins the game.



Homework: Complete the activities checked below.

- Play the game at home. Play it backwards!
- Say each beginning SH word ____ times on ____ different days.
- _____

Homework Partner _____



Date _____

Speech-Language Pathologist _____

**Initial SH
Word**

Shore vs. Shopping

Directions: Give a copy to each player. Roll the die. If you roll an even number point to an object at the shore and say "at the shore." If you roll an odd number, point to something at the shopping mall and say "at the shopping mall." Color in the item. Use your good SH sound. Game ends when all items are colored in.



Homework: Complete the activities checked below.

- Point to an item and tell if it's at the shore or at the shopping mall.
- Would you rather be at the shore or the shopping mall? Why?
- _____

Homework Partner _____

Date _____

Speech-Language Pathologist _____

**Initial SH
Phrase**